

## July exhibition Landscape - Water's Edge

### In this issue ...

Gold Awards **Pages 1-3**

President's Report **Page 2**

Novice Awards **Page 3**

Exhibition Directors' Report **Page 4**

Exhibition Results **Pages 4-5**

Program Director's Report **Page 6**

Abstract Challenge **Page 6**

Drones **Page 7**

Library **Page 8**

### UPCOMING EVENTS

- |        |                                      |
|--------|--------------------------------------|
| Jul 22 | Guest Speaker<br>Susan Moss          |
| Jul 29 | Guest Speaker<br>Beth Baker          |
| Aug 5  | Exhibition Night<br>Splash of Colour |
| Aug 12 | Guest Speaker<br>Daniel Williams     |



Team Digital



Camera  
Electronic  
*We love photography.*



LEEDERVILLE  
CAMERAS

OXFORD ST.

Print-  
courtesy of Steve Irons MP  
Federal Member for Swan  
59 Albany Highway, Victoria Park

This month's topic saw members checking out rivers, oceans, streams, pools and ponds for images that depicted a water's edge within a Landscape. An eclectic collection of photographs was presented to the judge for appraisal.

## Gold Awards


*Escape by Theresa Pitter*



*Escape* won the Judge's Choice award on the night and was awarded the Alf White Perpetual Shield for best projected subject image. Congratulations, Theresa!

*Uncomplicated* won Members' Choice. More Congratulations, Theresa!

*Uncomplicated* by Theresa Pitter



## Welcome new members this month

Michael Lewis

Jessica Sorci

## PRESIDENT'S REPORT

Georgina Wilson



It was great to see the Riverton clubrooms full of happy and animated members on Wednesday July 8 for the first face-to-face club meeting in almost four months.

Okay, maybe not quite full with 35 people present, but when tables full of specimens were scattered around the available space and tripods jostling for position around each site, any more bodies would have made the macro photography workshop rather challenging.

As it was, it was a very pleasant and casual evening as members enjoyed a chat and learnt some new techniques and ideas.

Particular thanks to **Kim Stewart** for his water drop and dandelion set-up; **Faye Arcaro** for supplying many interesting flowers to photograph although she was not able to stay; **Susan Vearncombe** for offering us the chance to admire and photograph a gold nugget and interesting crystals; and everyone else for coming and participating.

Good thinking by Program Director **Jane Speijers** to have

an active workshop for our first night back, rather than a presentation from a single speaker — not that various speakers did not serve us very well via Zoom over the last few months.

In mid-July, we seemed to have reached the competition season for local photographers, several through the West Australian Photographic Federation (WAPF).

One of the most important is PrintWest, a competition for which clubs submit a selection of 15 colour and monochrome digital images for consideration by a panel of judges. The top 50 images in each section are then judged as prints in a second round. These will be exhibited at PhotoWest in Pemberton in October when the winning clubs and individual photographers are announced.

Workshop has done pretty well over the years, and we hope to equal this in 2020. So, consider your best images from the last two years, both colour and mono, and upload the best four to the galleries on the website by July 31.

In 2019 Workshop Camera Club hosted PhotoWest for photographers around WA and this year the host club is Southern Forests based in Pemberton. Their plans have been challenged by the changing Covid restrictions, especially the closed State border, but registrations are due to open on August 1. No program details yet, but mark the **weekend of October 16 to 18** in your diaries. A few of us have already booked accommodation and it should be an excellent escape to a lovely part of WA.

A competition for individuals is WAMM 2020 'My Country' also run by WAPF. Images need to be from WA and connect to the theme of the Dorothea McKellar poem. Entries close on August 8, with more details on <http://www.wapf.org.au/index.php/competitions/current-competitions/wamm>.

The Perth Royal Show is set for September 26 to October 3, and the 35<sup>th</sup> Perth National is the highest ranked photography competition in the State. Entries are supposed to be 'opening soon' according to the website, so join the email mailing list to stay current.

No excuses for keen photographers not to dust off their gear! Happy shooting!

*White-cheeked gibbon by Chris Hawkins*



## More Gold Awards

*Next Chapter by Jon Stout*



*Gothic spires by Isobel Pearson*





# More Gold Awards



*Wave Beauty by Sherie Sampson*



*Dreamtime by Susan Vearncombe*



*Egret at Bibra Lake by Tony Luha*

**Be a BYO Cup warrior! Tea, coffee and milo are always available at club meetings.**



# Novice Awards

The Novice section also saw some winners this month. Congratulations to **Michael Macpherson**, who received a Bronze and a Merit award for his images.

*Pastels over Anvil by Michael Macpherson*

**BRONZE**



*Tagged sunrise by Michael Macpherson*

**MERIT**

And welcome to our Geographe members, **Wendy Gibb, Mark Toovey and Jill Pontague** who all impressed the judge with their images.



*Canal rocks by Mark Toovey*

**SILVER**

*Lake Eyre by Jill Pontague*

**BRONZE**



*The Meeting of Forest and Water by Wendy Gibb*

**BRONZE**





## EXHIBITION DIRECTORS' REPORT

Anne Kuhl and  
Theresa Pitter

The annual Landscape exhibition was another successful Zoom meeting, challenging members this year to incorporate a water's edge. The landscape genre every year specifies that whilst objects may be included such as boats, people, or animals, they must not be the subject or dominate the scene.

Unfortunately, several images did not comply with these requirements and were disqualified. This left members feeling rather disgruntled. Probably in my opinion, the least attractive part of the role of Exhibition Director, is to notify the author and let them know the submission is not in accordance with the rules. This can be quite unpleasant, and sometimes confronting in some situations, and therefore we encourage you to read and understand the requirements to avoid disappointment.

The returning judge for the evening was Alan Carter, a highly respected photographer who certainly gave members encouragement and helpful tips. He was professional, positive, and informative. Well done to all contributors for some magnificent submissions! The Alf White Perpetual Shield was awarded to **Theresa Pitter** for her image *Escape*. Members' Choice was also awarded to Theresa for *Uncomplicated*. Congratulations!

The exhibition for next month, 'Splash of Colour' will be back in the clubroom on August 5 and we look forward to incorporating prints again. We are fortunate to have our own club member, **Lucy Mandyczewsky** to judge the images on the evening.

Please remember the club requirements for prints, which can be found on our website. Specifically, matted or block mounted prints must not exceed 40cm x 50cm and the overall maximum thickness of the mat, print and backing is 7mm. This is so that they fit properly in the railing system on the display boards. All prints must be affixed suitably in mounting boards. Prints that slip on the mount may be excluded from judging. Please also remember that prints must be received at the club on exhibition night no later than 7.15pm.

### August 5 - Competition information

#### A Splash of Colour

A Splash of Colour is an area of a bright colour which contrasts strongly with all the other colours in the image.



The requirement for the upcoming subject is to show a splash or pop of colour, which contrasts strongly and stands out against all the other colours of the image. Including a pop of colour in an image will effectively have a powerful impact because it creates a strong focal point that instantly catches the eye.

To start thinking about some ideas, a suggestion might be to use the colour wheel as a tool to illustrate the idea of how different colour combinations work with each other. Look at the colour wheel to find complementary colours. Complementary colours are highly contrasting which can create a striking vibrant image, for example red and green, orange and blue, or purple and yellow.

A pop/splash of colour is effectively a smaller part of the whole image.

We look forward to receiving your submissions by midnight Friday July 31. The two year time limit in which the image was taken remains, and the metadata that indicates the creation date must be included. The novice category for projected images only is available.

July Exhibition Landscape - Water's Edge		
Projected Subject	30 entries	
Theresa Pitter	Escape	Gold
Sherie Sampson	Wave Beauty	Gold
Susan Vearncombe	Dreamtime	Gold
Judy Lewis	Outgoing tide	Silver
Steve Cook	Shark Bay Sunrise	Silver
Judith Shields	Early morning storm	Silver
Mark Toovey	Canal rocks	Silver
Frans Hugo	Orion at Lake Magic	Silver
Chris Hawkins	Llanberis	Silver
Nola Sumner	Tidal Fiord	Silver
Jim Lewis	The passing of a Storm	Bronze
Wendy Gibb	The Meeting of Forest and Water	Bronze
Harshwardhan Singh	Apostles	Bronze
Toni Segers	Aqua Waters	Bronze
Rod Simmons	Herdsmen Lake	Bronze
Caz Carson	Radiance	Bronze
Juliet Magee	Cloudbreak	Bronze
Isobel Pearson	Storm approaching	Bronze
Michael Macpherson	Pastels over Anvil	Bronze

Projected Subject	continued	
Phil Arntzen	Canal Rocks	Bronze
Glenda Gore	Williams River	Merit
Phil Unsworth	Trigg Island	Merit
Miwako Lucy	Animals along water edge	Merit
Georgina Wilson	Heading home	Merit
Viki Russell	Python Pool	Merit
Jill Pontague	Lake Eyre	Merit
Julie Walker	Seclusion	Merit
Chris Orrell	Serene Reflections	Merit
Jane Speijers	Preparing for the day	Merit
Dennis Friend	Two Peoples Bay	Merit

Projected Open	33 entries	
Isobel Pearson	Gothic spires	Gold
Chris Hawkins	White-cheeked Gibbon	Gold
Jon Stout	Next Chapter	Gold
Theresa Pitter	Uncomplicated	Gold
Tony Luha	Egret at Bibra Lake	Gold
Judy Lewis	Slug Island	Silver
Jill Luha	Damselfly Pair	Silver
Jane Speijers	The waterhole	Silver
Caz Carson	Friends	Silver
Susan Harper	Do you see what I see?	Silver
Frans Hugo	Close	Silver
Phil Arntzen	Canal Rocks 2	Silver
John Taylor	Match Rainbow	Silver
Glenda Gore	The Brush Factory	Silver
Nola Sumner	Lunch with the Family	Bronze
Toni Segers	Family on Her Back	Bronze
Susan Vearncombe	Silence	Bronze
Jim Lewis	Gotcha!	Bronze

Projected Open	continued	
Georgina Wilson	Beneath the bridge	Bronze
Juliet Magee	Welsh Moody Blues	Bronze
Chris Orrell	Flow	Bronze
Viki Russell	Cheetah	Merit
Judith Shields	Sticky feet	Merit
Michael Macpherson	Tagged Sunrise	Merit
Phil Unsworth	Over There	Merit
Harshwardhan Singh	From Araluen Botanic Park	Merit
Sherie Sampson	Hey Babe	Merit
Miwako Lucy	Elizabeth Quay	Merit
Julie Walker	Grasshopper	Merit
Steve Cook	Coral Bay	Merit
Grahame Pratt	red eye special	Merit
Richard Sak	Les Houches	Merit

### PRINTWEST competition

#### Digital images to be submitted by July 31

Support your club, get your best images into the PrintWest 2020 Galleries on the club website

#### 2020 PrintWest Colour

#### 2020 PrintWest Mono

Images must have been taken between **August 15, 2018 and August 14, 2020** and **must not** have been submitted to another WAPF competition.

The Club will then select the best 15 images in each category with a limit of one per photographer in each category. Digital images selected by the WAPF in Round 1 will be printed and judged in Round 2.

**Support our sponsors**  
Other local photographic events coming soon



<https://www.eventbrite.com.au/e/photo-inspo-festival-2020-tickets-106721878010>

<https://photoliveexpo.com.au/>







By the time you read this newsletter we will have had our first live Wednesday night meeting. I chose to have a practical session on macro photography because, while we have had some excellent speakers on Zoom over the last few months, there has been very little opportunity for actual photography.

In addition it will soon be wildflower season and we will all have an opportunity to capture some beautiful images close to home. At the last meeting in July, Beth Baker, a professional photographer who is well-known in Perth for her beautiful wildflower images, will be speaking to us about the thought process that occurs as she captures what she sees in an artistic way. She will discuss light, composition, equipment, depth of field and basic camera settings.

Live meetings at the clubrooms started a couple of weeks ago with **Tony Luha's** Photoshop course for 15 club members. With Tony's well-constructed course and skill at sorting out problems his students have made tremendous progress in using Photoshop. His four assistants, Jill, Judith, Diederik and I, have also learnt a lot about Photoshop. I have always tried to avoid the selection tools in Photoshop but after practising with Tony's exercises I have developed new skills. My thanks to Tony for developing an excellent course, to Jill who has helped him refine it and to Judith and Diederik.

Rottneest Island is a stunning A-Class nature reserve right on our doorstep. It has beautiful natural landscapes and unique wildlife. **Lucy Mandyczewsky** has been a member of the Rottneest Voluntary Guides Association for more

than 25 years, showing visitors the beauty and history of the island on a regular basis. On July 15, Lucy will tell us about the history and what it is like today. There will also be a video with photos from WCC's annual winter trips which Lucy has organised over the last nine years.

On July 22, Susan Moss from the WA Camera Club will tell us about her visits to China over 40 years and how it has changed.

On the basis of her connection with the Australia China Friendship Society Susan has organised and led two photography tours to China. Susan will share her photographic experiences with us from point and shoot jpegs to the present day raw images on her Canon 5D mk1V. It has been quite a journey!

## Workshop Camera Club Equipment for loan

The club has the following equipment available for borrowing by members:

1. **LOGAN Mat Cutter** – cut your own mat boards for exhibition prints.
2. **ColorMunki** – calibrate your computer screen, getting the most accurate colour for your monitor.
3. **Studio Lights** – set up a temporary photographic studio in your own home.
4. *Contact Patricia Crosthwaite for more information on:*

[trishaandlyle@hotmail.com](mailto:trishaandlyle@hotmail.com)

## Abstract Challenge #3 - another winner!

There were 23 entries for **Abstract challenge #3**, that challenged members to make abstracts from 4 supplied images using post-processing software and apps.


The entries showed lots of imagination and good humour. It has been good to see a broad section of the membership participating in these challenges. When the votes were counted the winner was **Chris Hawkins** for his stunning abstract, *Heartbeat*.



**Abstract Challenge #4**, entitled Diederik's Indian Summer, is now open and features images donated by Diederik of his recent trip to India. This Challenge is due to close on Wednesday July 29.

I hope to see lots of entries.

Anne Barden



## So you are thinking about a drone?

It's a bit overwhelming all the conflicting information out there, as well as impending regulations to consider. Where do you start? Check out the Pros and Cons.

### PROs

- Drones are capable of getting stunning shots that are otherwise difficult or impossible to get. Kites and charter flights don't always work.
- Drones can fly on a pre-planned course. The same flight plan can be used all year round to take identical photos and show seasonal changes, or things being built or otherwise changing.
- Sometimes just flying them to look at things can be fun!

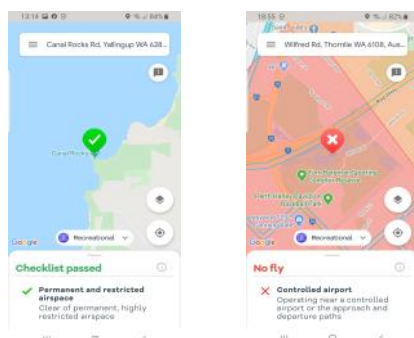


### CONs

- Drones by virtue of weight can be very flimsy and easy to damage.
- Flying in the wrong area carries big fines.
- A crash can be very expensive!

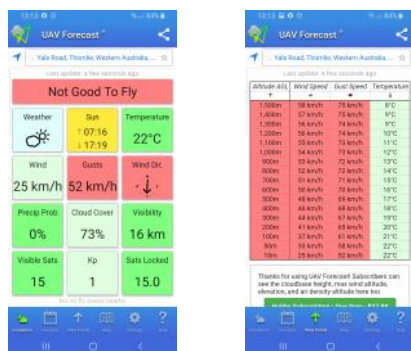
Luckily it's actually quite easy. The OPENSky app from CASA gives a definite YES/NO if you can or can't.

<https://www.casa.gov.au/drones/safety-apps>



## How do you minimise the risk of a crash?

There are excellent programs to assess the risk of flying. I use UAV Forecast, which checks satellites, weather and also wind profile. If there are higher winds at altitude you don't risk the flight.



This helps you avoid flying into strong upper winds where you may not be able to get your drone back, for example, if over water.

Lastly, what happens if you fly a drone out of range? Do you lose it?

No, if a drone loses contact with the controller it initiates a 'Return to home', where it will go to a specified height (for obstacle avoidance), and return to where it was launched. But if it is sent on a 'flight plan' it will continue on course to the programmed landing site.

A flight plan allows programming of the course (including altitude), the direction the camera will face and what height and location of the point of interest it will shoot.

As an example, you could fly up alongside the Gloucester Tree and choose to shoot points of interest at 30, 50, 75 and 100 metres. So not only does the camera aim in the correct direction, it also tilts to aim at 'the right spot'.

Example 1, a Sugarloaf Rock circuit, videoing as it circles.



Example 2, a circuit of Tom Bateman Reserve lake. (No longer able to be flown due to the extension of prohibited area of Jandakot runway re-classified as 'no fly zone').



In short, you make the decisions, program the flight path, and then let it do your bidding. Your only intervention is ensuring a clear landing.

This is a short YouTube Video showing how easy it is to use flight planning.

<https://www.youtube.com/watch?v=XS14u9A68B4>

Happy drone flying!

Phil Arntzen

## Workshop Camera Club Committee

**President**  
Georgina Wilson

**Vice-President**  
Gary Tarbert

**Secretary**  
Cynthia Ball

**Treasurer**  
Diederik Speijers

**Program Director**  
Jane Speijers

**Exhibition Directors**  
Anne Kuhl and  
Theresa Pitter

**Newsletter Editor**  
Isobel Pearson

**General Members**  
Phil Arntzen

Robert Ball  
Derek Burton  
Greg Hilton

**Special Interest  
Groups - SIGS**

**Abstractists**  
Anne Barden and team

**Darkroom**  
Greg Bell

**Photo-book making**  
Judith Shields and  
Chris Orrell





## ... from the Library



We are now back at the Canning Arts Centre for Wednesday night meetings.

The Library can be accessed for approximately half an hour prior to meetings and for a time afterwards.

Some people have indicated that it is difficult to find items in the Library. The books are in chronological order from left to right on the shelves. However, the earlier books are on the bottom shelf, working up to the top.



The Library Catalogue can be found on the Club Website. Go to Login on the right hand side of the tab at the top of the page, then select My Menu. About two thirds of the way down is Browse Library Catalogue. There is a search facility just above the Catalogue listing. The Catalogue number in the left hand column is the number on the spine of the book in the Library.

When borrowing a book please complete a card from the Library Index box, which can be found on the shelves to the right of the entry.



Please include the date borrowed, including the year. Place the card back in the box sideways.

Members can borrow two books at any one time for a period of one month. When returning books please complete the card with the date returned.

**Helen Rowbottom**



The West Australian Photographic Federation Inc (WAPF) is an organisation that represents and supports the interests of member photography and camera clubs across Western Australia.

Check out their website: <http://www.wapf.org.au/>


Read their latest newsletter to see how they are managing competitions during this period of isolation due to the Covid-19 situation.

<https://mailchi.mp/ea8b9703b467/osp86z8eqf-3419969?e=3ce9ef86ea>

Dates	WAPF Competitions & Events
21 July	ClickWest acceptances notified
24-Jul	ClickWest awards night—online on Zoom
1-Aug	PrintWest club entries open
8-Aug	WAMM My Country entries close
14-Aug	PrintWest club entries close
13-Sep	PrintWest acceptances announced
19-Sep	WAMM My Country images exhibited
4-Oct	PrintWest closing date for print delivery
16-Oct	PrintWest exhibition PhotoWest (Pemberton)
16-Oct	PhotoWest Pemberton convention starts
18-Oct	PhotoWest Pemberton convention ends
25-Oct	WAMM My Country awards presentation
TBA	In My View writers entries open
TBA	In My View writers entries close
TBA	In My View presentation

The Club Portfolio proof copy will be available for perusal at the club on Wednesday nights for the next 3 weeks, and orders can be made via the club treasurer. Prices are \$55 for a soft back or \$70 for hardback.

If you spot any errors in the proof copy please let Chris Hawkins know ASAP.



Workshop Camera Club has a very active Facebook page with currently 111 members.

To join this group, login to WCC Facebook page. It's a closed group so very secure as only members can read and see posts.



Go to: <https://www.facebook.com/groups/1159964157401511/> and check out what club members are up to, request to join and post some of your favourite images.