

See the award winning images
from the May exhibition, 'Portraits'

In this issue ...

President's Report	Page 2
Exhibition	Page 3
Director's Report	
Exhibition Results	Page 3&4
Gold awards	Page 1, 2, 3, 5 & 6
Program Director's Report	Page 6
Gadabout: Juliet Magee	Page 7
5 Mins with...	Page 8
Danielle Briggs	
Technical Tips	Page 9
Book Review	Page 10

UPCOMING EVENTS

May 23	Nicolas Marino — travelling the world on a bicycle
May 30	Mahdi Chavoushi — drone photography
June 6	Exhibition — Roadscapes
June 13	Hugh Brown — documentary photographer



Team Digital



Camera
Electronic
We love photography

Printed courtesy of Steve Irons MP
Federal Member for Swan
89 Albany Highway
Victoria Park WA 6100

This month's subject, Portraits, saw club members provide an interesting mix of images that used a variety of lighting, backdrops and poses to capture the personality of their subjects.

Congratulations to **Toni Segers**, (pictured with judge Ron Speed) whose image *Busker* won Gold and was the judge's choice for the Cec Gore Perpetual Trophy.




Congratulations also go to **Odd Larsen**, for his image *My First Flight*, which won the Members Choice for the best projected image from the April exhibition.



PRESIDENT'S REPORT

Jane Speijers



There was a very busy agenda at last night's committee meeting. Our Treasurer reported that the grant application to purchase new chairs has been successful and an order will be placed by the end of May. We should have our new chairs soon.

Our Program Director presented a list of speakers for the next month as well as plans for a club weekend in spring. Details and dates regarding the weekend will be available once a final decision has been made. Planning is also underway to provide basic camera training and Lightroom skills for members who need some help.

A decision has been made to retire the Peter Olsen Nature trophy for projected images as this was the only major exhibition subject for which there was no print trophy. A new trophy called the Workshop Camera Club Shield for Nature will be awarded for the best subject image at the annual Nature Exhibition.

We are also proposing to make some changes to exhibition nights. In the interest of shortening the night we will be asking members only to applaud when all awards within a category have been announced.

You may have noticed a lot of new members at meetings this year. We are planning to introduce a novice category at exhibition nights to encourage new photographers to enter their images. More details will be available soon.

Andrew Marriott who has been working hard to ensure that judges will only see print entries on exhibition night, has advised us that this should be possible shortly.

Finally a reminder that PrintWest images are due by the end of May. The PrintWest awards will be held at Beverley this year, 31 August – 2 September. Details will be available on the WAPF website.

GOLD awards



Aleisha Sharpe

Sienna



Juliet Magee

Late Afternoon At The Canyon



Jim Lewis

late night snack



Upcoming events

21-22 July

Are you interested in learning more about taking great landscape photographs? Check this event out.

<http://venturephotography.com.au/workshops/landscape-inspiration-weekend/>



EXHIBITION DIRECTOR'S REPORT

Gary Louth

This month, 96 entries were received for the exhibition titled 'Portrait'. Providing commentary was Ron Speed, a respected local judge and photographer and vice president of the WA Photographic Judges Association.

This month, **Glen Moralee** excelled with two Gold awards and a Silver, titled *Gerry on his porch – Slide Film*. The Gold entries were both named *Untitled – Silver Gelatin Print*. **Diederik Speijers** scored a Gold for *Bass and Vocals*, following up with Silver awards for *First Performance*, *Hard Rock* and *Aspirations*.

We then had three members each receiving a Gold and two Silver Awards. **Jane Speijers** won Gold for *The Young & The Restless*, with Silver for *Zanskari woman* and *Kashmiri craftsman*. **Kim Stewart's** *Fishing Boats Norway 1* won Gold as well as the Members Choice prize on the night and his *Palace Guard* and *The Guide* received Silver awards. **Chris Hawkins'** image *Before The Rain* won Gold, followed by *Matt* and *After The Fall* with Silver awards.

Richard Sak received a Gold for *Flying High* and Silver for *Perth Thunder*. **Toni Segers'** *Busker* won Gold and was the judge's choice for the Cec Gore Perpetual Trophy. Other Gold winners were **Aleisha Sharpe** (*Sienna*), **Jill Luha** (*Fractured*), **Jim Lewis** (*late night snack*), **Greg Hilton** (*Untitled*), **Juliet Magee** (*Late Afternoon At The Canyon*) and **Rob Lewis** (*Predawn Pontoon*).

Lucy Mandyczewsky won Silver for *Fishing and Running through*, while **Isobel Pearson** also received Silver for *tea picker* and *afternoon ablutions*. Other Silver awards went to **Nola Sumner** (*Sun Bathing*), **Theresa Pitter** (*Is There Something on my Face?* and *Peek-a-Boo*), **Phil Unsworth** (*Really? I Don't Believe It!* and *It's Me*), **Steve Cook** (*Barcelona – Street Performer* and *Spain – looking toward the Pyrenees*), **Tony Luha** (*Nectar is Good* and *Bird on a Wire*) and **Virginia Larsen** (*A Boys Best Friend* and *Catch of The Day*). Further Silver awards went to **Caz Carson** (*A Quiet Melody*), **Daniel Jarrett** (*Light Trails*), **Julie Rainger** (*Ride On*), **Rod Simmons** (*Marina Bay –Singapore*) and **Vlad Deperas** (*DSC02918*).

15% of entries received Gold, followed by 34% for Silver and 28% receiving Bronze. The judge was complementary of the liberal use of breathing space and negative space around the subject in images. He also advised to beware of distractions in the background and cutting off the hands of subjects.



Jane Speijers

The young & the Restless

Kim's image, *Fishing Boats Norway 1* also won Members Choice on the night for best print.

More GOLD awards



Glen Moralee

Untitled - Silver Gelatin Print



Kim Stewart

Fishing Boats Norway1'

 **Camera
Electronic**
We love photography

Want to improve your photography?
Check out this Camera Electronic workshop.

<https://www.shootworkshops.com.au/pages/improve-your-photography/>

May Exhibition Portraits			Projected Open 33 entries		
Projected Subject 34 entries					
Toni Segers	Busker	Gold	Chris Hawkins	Before The Rain	Gold
Greg Hilton	Untitled	Gold	Juliet Magee	Late Afternoon At The Canyon	Gold
Glen Moralee	Gerry on his porch Slide Film	Silver	Richard Sak	Flying High	Gold
Julie Rainger	Ride On	Silver	Jim Lewis	late night snack	Gold
Nola Sumner	Sun Bathing	Silver	Jill Luha	Fractured	Gold
Phil Unsworth	Really? I Don't Believe It!	Silver	Daniel Jarrett	Light Trails	Silver
Jane Speijers	Zanskari woman	Silver	Rod Simmons	Marina Bay -Singapore	Silver
Diederik Speijers	First Performance	Silver	Virginia Larsen	Catch of The Day	Silver
Steve Cook	Barcelona Street Performer	Silver	Lucy Mandyczewsky	Fishing	Silver
Georgina Wilson	Orchha girl	Silver	Caz Carson	A quiet melody	Silver
Theresa Pitter	Is There Something on my Face?	Silver	Tony Luha	Nectar Is Good	Silver
Richard Sak	Perth Thunder	Silver	Steve Cook	Spain - looking toward the Pyrenees	Silver
Kim Stewart	Palace Guard	Silver	Toni Segers	Early Morning Cuppa	Silver
Chris Hawkins	Matt	Silver	Isobel Pearson	afternoon ablutions	Silver
Isobel Pearson	tea picker	Silver	Diederik Speijers	Hard Rock	Silver
Virginia Larsen	A Boys Best Friend	Silver	Vlad Deperas	DSC02918	Silver
Marilyn Honeybun	Eugene Bridges Blues & Soul Singer	Bronze	Judith Shields	Old Tassie Boatshed	Bronze
Dennis Friend	Delhi Man	Bronze	Jane Speijers	Old Fremantle	Bronze
Bev Jenks	First day as parents	Bronze	Patricia Crosthwaite	Optus Stadium	Bronze
Julie Walker	After the Ride	Bronze	Nola Sumner	Descent	Bronze
Judith Shields	New Love	Bronze	Bev Jenks	Summer time fruits	Bronze
Patricia Crosthwaite	Leroy at work	Bronze	Phil Arntzen	City views	Bronze
Aleisha Sharpe	Dancer	Bronze	Julie Walker	Hi Good Looking	Bronze
Jim Lewis	Ben	Bronze	Anne Kuhl	Proboscis monkey	Bronze
Catherine Williams	Hard at work	Bronze	Georgina Wilson	Dancer	Bronze
Lucy Mandyczewsky	my job	Bronze	Garth Bird	Fuji san	Bronze
			Marilyn Honeybun	Dragonfly	Bronze

Club Equipment for Loan:

- > **Mat cutting kit**, comprising two rulers and two cutters, for mounting your prints for exhibitions.
- > **Mat boards** (white and black) and **backing boards** (normal and adhesive) for sale - see the Treasurer to buy at any meeting.
- > **Colormunki calibrator**. This is for calibrating your monitor and printer so that your prints turn out with exactly the same colours that you saw on the screen, whether you print yourself or use a lab.

If you want to use club equipment see the Equipment Manager, Dennis Friend at the club or email him: equipment@workshopcameraclub.org.au. Collect Wednesdays from the club or from Dennis' home.

May Print entries

Print Subject	15 entries	
Aleisha Sharpe	Sienna	Gold
Glen Moralee	Untitled - Silver Gelatin Print	Gold
Diederik Speijers	Bass and Vocals	Gold
Jane Speijers	Kashmiri craftsman	Silver
Phil Unsworth	It's Me	Silver
Kim Stewart	The Guide	Silver
Bev Jenks	Isobel	Bronze
Nola Sumner	Thirsty Work	Bronze
Patricia Crosthwaite	Lyle	Bronze
Lucy Mandyczewsky	Modelling	Bronze

Print Open	13 entries	
Kim Stewart	Fishing Boats Norway 1	Gold
Jane Speijers	The Young & the Restless	Gold
Glen Moralee	Untitled - Silver Gelatin Print	Gold
Rob Lewis	Predawn Pontoon	Gold
Theresa Pitter	Peek-a-Boo	Silver
Chris Hawkins	After The Fall	Silver
Diederik Speijers	Aspirations	Silver
Lucy Mandyczewsky	Rushing through	Silver
Jill Luha	Shadow Play	Bronze
Isobel Pearson	village boy	Bronze

Workshop Camera Club Committee

President
Jane Speijers

Vice-President
Georgina Wilson

Secretary
Judith Shields

Treasurer
Diederik Speijers


Program Director
Phil Unsworth

Exhibition Director
Gary Louth

Newsletter
Isobel Pearson

General Members
Cynthia Ball
Robert Ball
Derek Burton
Patricia Crosthwaite
Greg Hilton
Anne Kuhl

More GOLD awards



Jill Luha

Fractured



Juliet Magee Late Afternoon At The Canyon



Chris Hawkins

Before The Rain



Rob Lewis

Predawn Pontoon

PROGRAM DIRECTOR'S REPORT

Philip Unsworth




We are almost half way through the year and the days are shortening. For April we have had two successful weekend excursions. One to Jandakot Airport where we were taken by club member Danielle Briggs, on a walk-through her Flight exhibition followed by a tour of the tarmac and a hangar.

The following weekend nineteen club members took advantage of a high speed sync flash photography workshop put on by Team Digital, Canon and Seng Mah, of Venture Photography. This was a very instructive session showing the benefits of HSS photography. I would encourage members to take a look at the images in the high speed sync gallery. Further to this, I'm going to investigate hiring a studio for a Wednesday evening photographic session. Getting models is always an issue, but if anyone can help with this please let me know.

From now I'm not intending to organise any outside excursions until spring. However, if anyone has a good idea that would not be adversely impacted by wet weather please let me know. The same applies to our annual weekend excursion. The Program sub-committee is looking at an excursion to the Waroona Dam and staying at Lake Navarino Holiday Park.

As for Wednesday evenings during May chronologically we have Michael Goh on astrophotography, Nicolas Marino will entertain us with photographs of travel adventures on a bicycle and Mahdi Chavoushi will enlighten us about photography with drones. Finally Hugh Brown will take us though his photographic journey as a documentary photographer.

More GOLD awards



Greg Hilton Untitled



Glen Moralee Untitled Silver Gelatin Print

Diederik Speijers

Bass and Vocals



WAPF Dates for your diary

5 May	WA Coastline Exhibition opens at Maritime Museum
31 May	Last day for WCC PrintWest entries
1 June	ClickWest show at Maritime Museum
6 June	Last day for In My View entries
31 August	PrintWest weekend at Beverley

From Diederik Speijers



Cacti and Canyons: A winter road trip through Arizona and Utah

Armed with playlists of “road trip” music and carefully packed camera bags, Chris and I set off in mid-December to the USA. The 4-week holiday had a definite theme – Cacti and Canyons - and incorporated National Parks in southern California, Arizona and Utah.



Wanting a flexible itinerary, we organised and booked the trip ourselves and flew into LA via New Zealand with Air NZ. Accommodation had been pre-booked only for our first nights in LA, for Christmas and New Year. For the rest of the trip we just booked a day ahead. The SUV we hired proved useful on the 6 lane freeways and

in the snow and ice around Bryce.

For anyone interested in photographing cacti in their natural desert settings, Joshua Tree, Saguaro and Organ



Pipe Cactus National Parks each provide quite different landscapes. Winter is a great time to visit these parks as visitor numbers are low and you avoid the extreme heat of summer. Also, sunrise is at a manageable 6.30 – 7.00am for those wanting to catch first light.

A cautionary note about Organ Pipe Cactus National Park: it is situated right on the Mexican border and is a known route for drug traffickers and illegal migrants into Arizona. There is nothing



more off-putting when trying to photograph sunset, than having helicopters with search lights buzzing overhead, accompanied by 7 or 8 border patrol vehicles screeching to a halt in front of your tripod (true story).



Heading north through central Arizona, we visited the stunning town of Sedona with its bright red sandstone mountains and arrived at the south rim of Grand Canyon in time for New Year's Eve. The canyon is a magical place, but I found it just as frustrating to photograph as I had on a previous trip. Few obvious leading lines, scruffy vegetation of one sort or another appears in most compositions and the vast areas of stunning colours and contours have a hazy quality when captured either digitally or on film. I'd love to know how Ansel Adams pulled it off!

Our road trip also took in Antelope Canyon and Horseshoe Bend near Page, Bryce Canyon, Zion and Monument Valley (we broke out the western movie theme playlist for this location). All locations provided varied and stunning landscapes.

My camera bag included a Sony A6000 mirrorless camera with 18 – 200mm and 10 – 18mm lenses. A lightweight Promaster tripod fitted easily in my suitcase and was used every day.



Tips I found useful included: wrapping a rubber band around fully charged camera batteries (thanks Kim Stewart!), carrying spare batteries in the inside pockets of my jacket to keep them warm and maintain their charge in cold conditions. A pair of Lowepro photographer's gloves with removable fingertips were greatly appreciated during pre-dawn shoots and the snowy conditions in Bryce. Taking time to stake out good photographic locations during daylight for subsequent sunset and dawn shoots was time well spent, but not always practical.

5 minutes with....

Danielle Briggs

by Roy Miller




On Friday April 6, "Flight" a photographic exhibition opened at the Royal Aero Club of WA in Jandakot. The crowd was treated to an exhibition of hand printed darkroom black and white photographic prints exploring fear and fascination of flight.

On arrival, guests were met by Domenic from the Raptor Discovery Centre with Clair, a young and very curious barn owl.

Upstairs, the exhibition was in full swing, with the Lord Mayor Logan Howlett, his wife Pat, the Deputy Mayor and fellow councillors attending. Domenic meandered through the crowd with a small falcon, providing wonderful facts about the flight of birds. Official speeches were delivered by sponsors including Jodie from the Royal Aero Club, Saul from Camera Electronics and then the City of Cockburn Lord Mayor officially opened the exhibition.



It was exciting to receive such positive feedback on the photography and great to hear how it inspired so many to go out in search of their own creativity, and re-ignite interest in the darkroom.



It was after a successful group collaborative

exhibition in 2017 at the Port Hedland Courthouse Gallery of images taken at Karijini National Park, that I decided to embark on this, my first solo exhibition.

While I had previously exhibited and been published in magazines and books such as ANZANG and Australian Geographic, I thought it was time to combine my unique mix of passion for photography and flight, with my event management skills, to produce my first solo exhibition.

Firstly, the subject I had chosen was a difficult one. I knew it was important to bring the unique exhibition to an appropriate audience. With Perth possessing so few venues, and with passionate aviators centred around Jandakot, I knew that the Royal Aero Club was where I wanted it to be. Luckily, I had a positive relationship with the Aero Club and they were kind enough to offer the venue for my event. This wasn't without it's challenges as the area concerned did not have one foot of wall space to hang a print on! This added a whole new dimension to the exhibition, as I

knew I had to build a gallery space. Achieving this around a full time job meant my time was limited and a timeline had to be established.

Executing an exhibition is far more expensive than you might think. Producing the prints is one thing, then there is framing, administration, sponsorship packages, grant applications, marketing design, printing and distribution, advertising and signage; and that's all before you get to the lighting and construction.

The most critical aspect was the darkroom work. Workshop Camera Club's darkroom is a wonderful facility and it came with brilliant support provided by Greg Bell. I was very grateful for this resource and hope the club continues to provide this unique resource to support and encourage members to achieve their goals, challenging them to bring their work not only to club members, but for the enjoyment of the public.



As one of the last remaining darkrooms in WA, I strongly encourage you to speak to Greg or Phil Unsworth if you are interested in using the darkroom, as it is a great place to let your creative juices flow. An introductory session will help you build confidence in the darkroom and access is easily organised.

I would also like to thank club members for their support. I have many fond memories of very cold, very early morning starts, trying to find a farmers' paddock, at the Northam



National Hot Air Ballooning championships. A big thanks to Dennis for being my navigator!

I hope you all enjoyed with exhibition walkthrough, and the chance to walk out onto the tarmac and explore tigermoths in the club's aircraft hanger.

If you're looking for me, I'll be getting my pilots' license!

Some club members braving the rain to see around the hangers and the airfield at Jandakot.



Lightroom (officially Adobe Photoshop Lightroom) has evolved and improved over the years, the licensing method has changed and a new version recently introduced stores your images in the cloud.

- Lightroom 4 was released in March 2012
- Lightroom 5 was released in June 2013
- Lightroom CC (also known as Lightroom 6) was released in April 2015
- **Lightroom Classic CC** (also known as Lightroom 7) was introduced in October 2017

With these versions you store your images on your computer hard drive. Versions 4, 5 and 6 were available as perpetual licences (i.e. you buy it once and you can use it forever).

You can now also pay for Lightroom Classic CC by the month – currently \$14.29pm. This subscription includes Photoshop.

- **Lightroom Mobile** – this free app lives on your phone or tablet and gives some synchronisation between photos stored on your computer and those taken with your phone or tablet. Also you can import photos taken on your real camera to your phone or tablet and these will automatically sync with Lightroom on your computer (see link below).
- **Lightroom CC** (the same name as the April 2015 release but a completely new app). Your images are stored in the cloud and it runs on your desktop, laptop, tablet and/or phone. Also \$14.29 pm including 1TB of cloud storage but excluding Photoshop - various other plans are available. Lightroom CC presently does not have all the functionality of Lightroom Classic CC.

So, which Lightroom is best - **Lightroom Classic CC** or **Lightroom CC**? In brief, Lightroom Classic CC is the Lightroom we all know (and love?) – a powerful desktop-based image organiser and editor. Lightroom CC is cloud-based and requires high-speed internet. It does not (yet) have all the features of Lightroom Classic CC. It is designed to be easier to use – for instance it works seamlessly on all the computers and devices you have and backups are taken care of automatically.

Further information:-

<https://photographylife.com/Lightroom-classic-vs-Lightroom-cc>

<https://louisem.com/221806/Lightroom-classic-cc>


<https://www.Lightroomqueen.com/Lightroom-cc-vs-classic-features>

Using Lightroom Mobile with your camera (Android users):

<https://helpx.adobe.com/au/Lightroom/help/work-with-Lightroom-mobile-android.html#add-import-photos-camera-ptp>

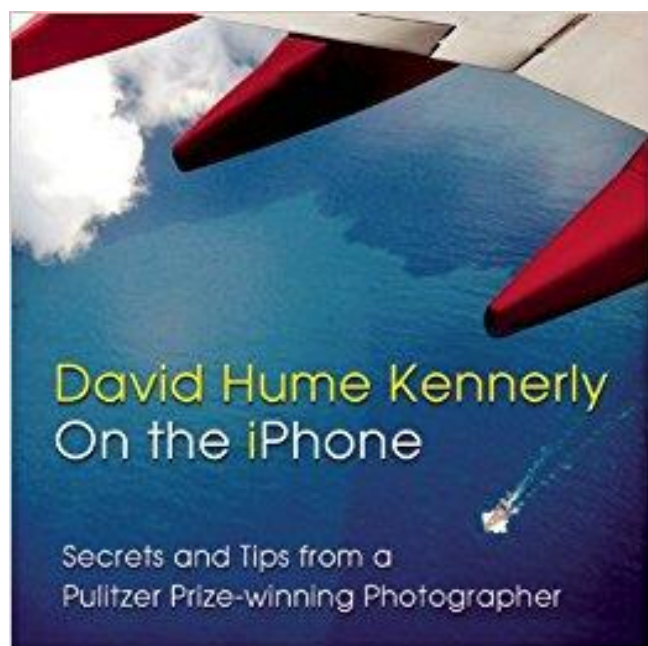
Check out these external competitions

Competition	Entry dates	Contact details
In My View: combined photography and writing. Theme: 'I am, you are, we are Australian.'	6 June 2018	wapf.org.au
Golden Shopping Trolley: urban landscape competition run by Team Digital.	Date not yet set but winners announced in November.	ben@teamdigital.com.au
The Royal Agricultural Society of WA Perth National Photographic Competition	Now open Closing date: 20 July 2018	https://www.perthroyalshow.com.au/competitions/competition-entries/photography/



On the iPhone
David Hume Kennerly
Goff Books, 2014
Workshop Camera Club Book 1161

'Secrets and Tips from a Pulitzer Prize-Winning Photographer'



This book shows what a good photographer can do with just an iPhone and a year to spend travelling the world. More photographs were taken last year than in all history and most of them were made on phones. But instead of creating better photographers of us all, it has caused the power of pictures to be diluted by a 'tidal wave of visual mediocrity'. However, before we consign the mobile phone to 'just calling home', we should take on board the undeniable fact that it greatly helps us to capture the moment and connect with our subjects. Of course a well-known axiom is that 'the best camera in the world is the one you have with you' and as things stand today this is most likely to be a mobile phone!

The author's travels were widespread and the results are amazing. Curiously many of the images in the book remind me of a bygone area when photographs always

told a story and captured the moment exactly. Spontaneity is a key ingredient in Kennerly's work and many of the images are 'in your face', demanding to be viewed and deconstructed to see what makes them tick. Is it the subject material or just that the unexpected scene has been captured and displayed? These shots demand our attention and critical examination.

Many of the images are taken from a passenger seat in a commercial aircraft without any special attention to a level horizon or perfect clarity. Instead, these seemingly spontaneous captures take us up into the air where we feel the movement of the aircraft as it powers away from the city streets and the gentle swish as it glides towards a perfect landing on some distant Pacific island. The photographer and his iPhone have a very powerful effect – evoking the very sense of being there.

Would you feel self-conscious taking your SLR camera into a museum or art gallery? I guess Kennerly might too but he certainly has no qualms about shooting with his mobile phone. The results are very strong and the images show vivid colours and striking poses, and all by using the juxtaposition of gallery visitors and the items on display to form shapes and patterns on the camera's sensor thereby creating a new artistic rendition of the setting.

As you leaf through this book you'll see scenes which you recognise for having been there yourself – sans camera! Whether it's the street march in Santa Monica or the mosque in Abu Dhabi, or even the slow descent down the island of Oahu, we've all been there but missed out on these wonderful shots.

So, let's start with the master's tip number one: 'It's not the gear, it's the eye.' And of course tip number two: 'Have your iPhone out, on, and ready to shoot!' I'm confident that you'll enjoy this book not only because the images are visually exciting but more because you will begin to see the vast number of possibilities that come your way each day when you have your mobile phone 'out, on, and ready to shoot'!

And finally.....WARNING SHOT by Bob Halligan

Our next Photographic Market will be held at the Old Leederville Town Hall, 84 Cambridge Street, on Sunday June 24. If you intend to sell stuff, and we encourage this, you need to be there at 7.30 am, to get your table ready. In any event, come along as a buyer (this is also highly recommended) when the doors open at 8.30 am. Volunteer helpers, and you have no idea how much we urge you to do this, should be there, loins girded, at 7 am, to help set up tables and man the door. And if you want to book a table, praise be, call me on 93645905.

The Market is a very good place to find bargain – priced gear of every stripe, we see everything from antiques to the latest digital wizardry, and it is certainly the cheapest place in town to buy tripods, bags and filters. AND BOOKS. The February Market was a ripper, and we expect this one to be just as good. After all, we've been doing this for more than 25 years and have not had a bad one yet.